

Product: Standard 2000

Description:

Modular bench unit for the Adapt range, designed to be used in an arrangement or as a standalone unit. Precast concrete.

Colour: Available in standard colours

White: BCPWH03, BCPWH06
Light Grey: BCPLG01, BCPLG02, BCPLG05
Dark Grey: BCPBL02
Black: BCPBL03
Buff: BCPYL01
Other colours available on request

Finish:

Concrete: Light Acid Etched
Timber: N/A
Other finishes available on request

Fixing: Surface Fixed

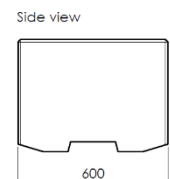

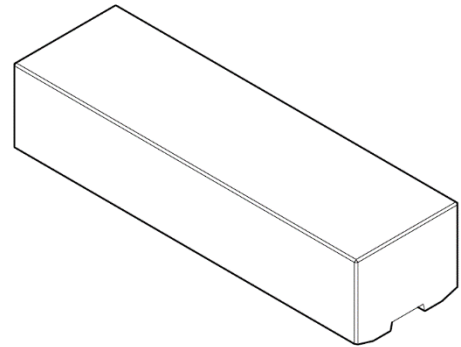
Unit should be placed on finished surface, using appropriate lifting equipment, no additional fixing required.

Packing:

Wrapped, banded & protected on a pallet. Unit to be removed from the pallet before installation.

Standard Shipping:

Dedicated delivery or pallet service available by request



Technical Details:

Length: 2000mm
Depth: 600mm
Height: 450mm
Weight: 1245Kg