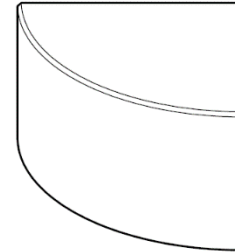


Product: Corner 90°

Description:

Modular 90° corner unit for the Adapt range, designed to be used in an arrangement. Precast concrete bench.



Colour: Available in standard colours

White: BCPWH03, BCPWH06
Light Grey: BCPLG01, BCPLG02, BCPLG05
Dark Grey: BCPBL02
Black: BCPBL03
Buff: BCPYL01
Other colours available on request

Finish:

Concrete: Light Acid Etched
Timber: N/A
Other finishes available on request

Fixing: Surface Fixed

Unit should be placed on finished surface, using appropriate lifting equipment, no additional fixing required.
Optional fixing kit to secure the unit to foundation

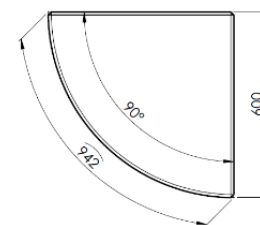
Packing:

Wrapped, banded & protected. 1 unit per pallet.
Unit to be removed from the pallet before installation.

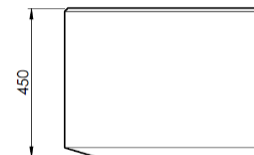
Standard Shipping:

Dedicated delivery or pallet service available by request

Plan view



Face view



Side view



Technical Details:

Length: 600mm
Depth: 600mm
Height: 450mm
Weight: 290Kg